



Faculty of health ○ School of medicine

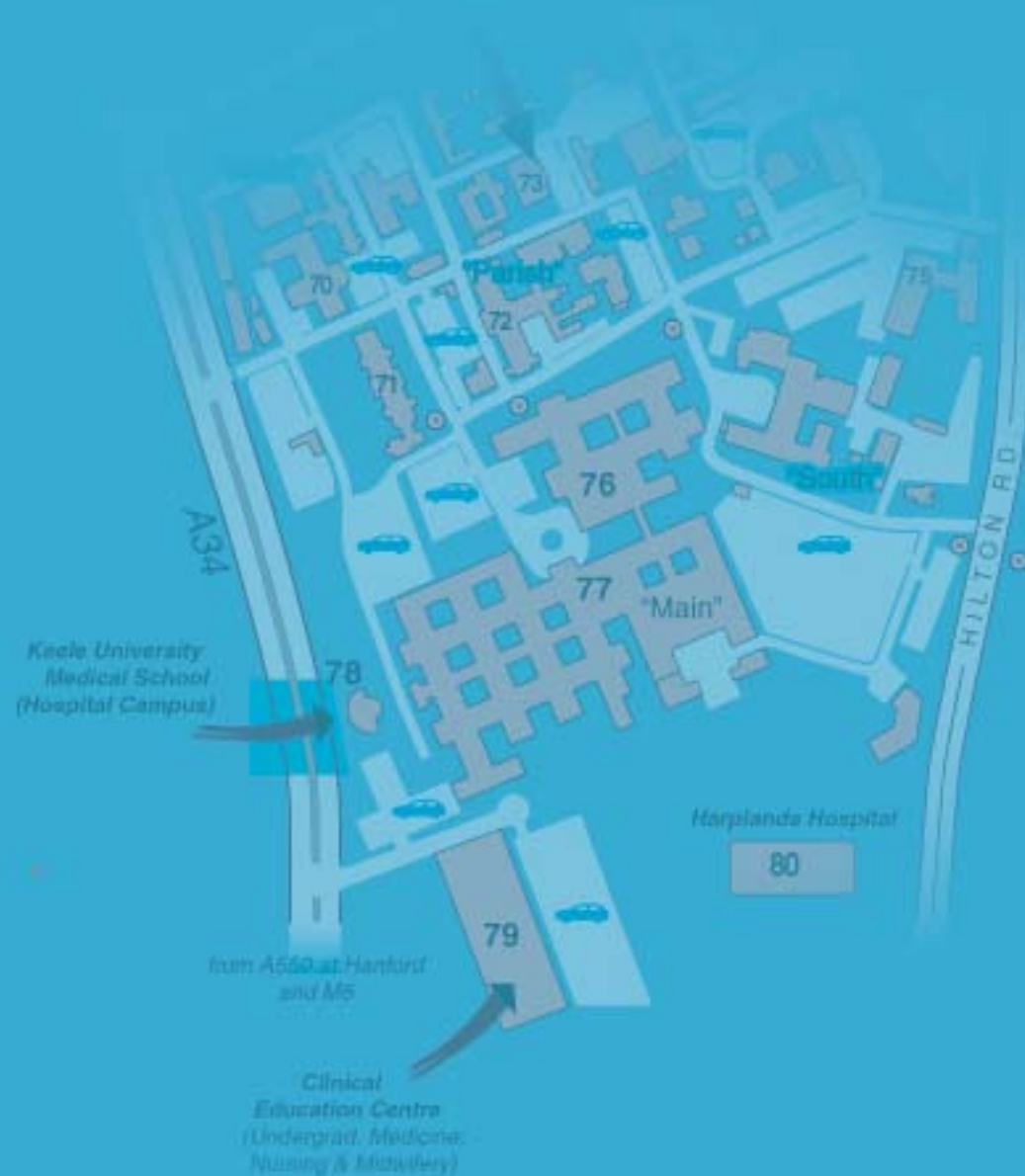
Guide to the



K E E L E  
UNIVERSITY

# School of Medicine, Hospital Campus

for travel information for the Medical School,  
Keele Campus (year 1 & 2 undergraduate  
courses) please see the Keele Campus Guide



The Keele University Medical School occupies several buildings on the University Hospital of North Staffordshire NHS site in Stoke-on-Trent. The largest area is that housing the newly constructed buildings to the south and the west of the “MAIN” Building of the City General Hospital. These comprise the Keele University Medical School (Hospital Campus) Building itself and the Clinical Education Centre where much of the Year 3-5 undergraduate teaching is performed. Harplands Hospital is also close by. Several hundred metres to the east is the Hartshill Campus where the Guy Hilton Research Centre houses the Institute of Science and Technology in Medicine. Additionally, one or two buildings in the centre of the hospital site are used for Postgraduate Medicine, such as the Courtyard Annexe. All these are marked on the map within this document which also holds travel information. For information on the Year 1 and 2 undergraduate teaching on the Keele Campus site please see the “Keele University Guide and Map”.

The two maps opposite show the regional and local situations of Keele University. The Hospital Campus is found to the east of the A34 approximately one mile to the south of Newcastle-under-Lyme in Staffordshire. The Keele University campus is two miles to the west of Newcastle-under-Lyme on the A525.

Travel directions to the Hospital Campus may be found on the next page.

Buses between Keele University & University Hospital (Clinical Education Centre) are ran by the D&G Bus service.

web: [www.dgbus.co.uk](http://www.dgbus.co.uk)  
tel: 01782 332337

*Buses operate Monday to Friday during University term time from September 2009.*

*Buses depart Keele villiage for University Hospital at: 8:23am, 12:08pm, 1:08pm, 5:13pm*

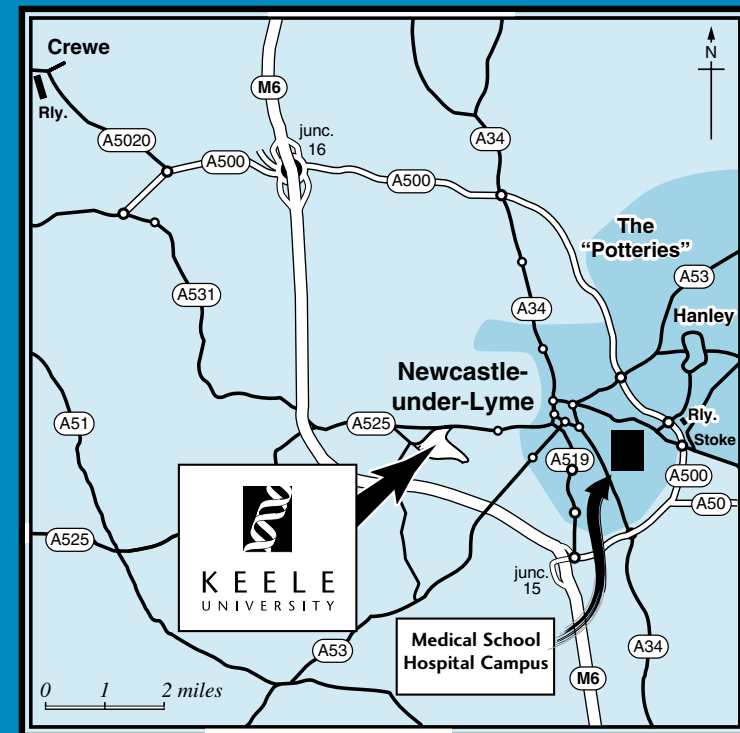
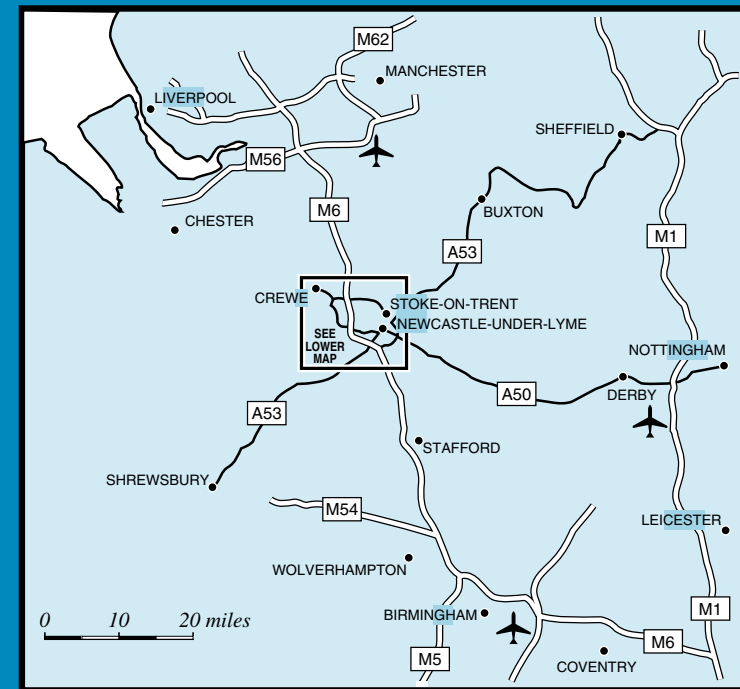
*Buses depart Keele University (Student Union) for University Hospital at: 8:26am, 12:11pm, 1:11pm, 5:16pm*

*Buses depart Newcastle bus station for University Hospital at: 8:42am, 12:24pm, 1:24pm*

*Buses depart University Hospital for Newcastle Bus station, Keele University & Keele villiage at: 8:25am, 8:50am, 12:30pm, 1:30pm, 5:15pm*

*Student fares available:*

*Only £1.10 each way (Nov 2009)*



# Directions to Keele University Medical School - Hospital Campus

**Arrival by Car:** use the regional approaches map on page 2, and then:

*Approaching from the South via the M6:* Leave the motorway at junction 15, go straight over the roundabout onto the A500 dual carriage; take the first exit after one mile (1.6 km), turning left onto the A34. The City General Hospital complex is found on the right about 1.3 miles further along the A34, with entrances leading onto the site. The Hartshill campus buildings can be best accessed via The Avenue by turning right at the traffic lights immediately after passing the Hospital when on the A34.

*Approaching from the North via the M6:* Leave the motorway at junction 15, go straight over the roundabout onto the A500 dual carriage; take the first exit after one mile (1.6 km), turning left onto the A34. The City General Hospital complex is found on the right about 1.3 miles further along the A34, with entrances leading onto the site. The Hartshill campus buildings can be best accessed via The Avenue by turning right at the traffic lights immediately after passing the Hospital when on the A34.

*Approaching from the East, using the A50:* Travel along the A50 until it ends just past the 'Britannia' Stoke City football stadium. Turn left (and moving into the right-hand lane) join the A500. Stay in the left-hand lane, leaving the A500 at the next entrance and turn right onto the A34 to Newcastle-under-Lyme. The City General Hospital complex is found on the right about 1.3 miles (2 km) further along the A34, with entrances leading onto the site. The Hartshill campus buildings can be best accessed via The Avenue by turning right at the traffic lights immediately after passing the Hospital when on the A34.

*Approaching from the East through Stoke-on-Trent:* Use the signage to Stoke to join the A500, heading left towards Shrewsbury. Leave the A500 just after the Sainsbury's Distribution Centre turning right onto the A34 to Newcastle-under-Lyme. The City General Hospital complex is found on the right about 1.3 miles (2 km) further along the A34, with entrances leading onto the site. The Hartshill campus buildings can be best accessed via The Avenue by turning right at the traffic lights immediately after passing the Hospital when on the A34.

*Approaching from the West via Crewe/Nantwich:* Join the M6 at junction 16, travelling south. Leave the M6 at the next exit (junction 15). Go straight over the roundabout onto the A500 dual carriage; take the first exit after one mile (1.6 km), turning left onto the A34. The City General Hospital complex is found on the right about 1.3 miles (2 km) further along the A34, with entrances leading onto the site. The Hartshill campus buildings can be best

accessed via The Avenue by turning right at the traffic lights immediately after passing the Hospital when on the A34.

*Approaching from the West from Shrewsbury:* Head for Newcastle-under-Lyme on the A53. One mile (1.6 Km) after passing through the small village of Whitmore, take the right turn (A5182) towards Hanchurch. Turn left at the traffic lights after approx 2 miles (3 Km), and turn right at the roundabout onto the A500 dual carriage; take the first exit after one mile (1.6 km), turning left onto the A34. The City General Hospital complex is found on the right about 1.3 miles (2 km) further along the A34, with entrances leading onto the site. The Hartshill campus buildings can be best accessed via The Avenue by turning right at the traffic lights immediately after passing the Hospital when on the A34.

**Arrival by Train** (Tel 0845 7 484950 for timetable details):

Rail access is by either Stoke-on-Trent or Crewe stations from where regular bus or taxi services provide transport to the Hospital campus.

**Bus links** to the Hospital campus (details from tel. 0870 6082608 or <http://www.travelinemidlands.co.uk/>):

*from Hanley, Stoke-on-Trent railway station, and Newcastle-under-Lyme:* Several services (eg 106, 24, 25) provide transport close to and through the hospital campus, and the appropriate service depends on which part of the site you need to access: Service 25, running from the railway station and from Newcastle-under-Lyme, passes through Hartshill from where much of the eastern part of the Hospital campus may be easily accessed on foot. Services 22 or 24 from Newcastle bus station allows best access to the Medical School buildings. Buses directly between the Hospital campus and the Keele campus are run by D&G (see page above for details).

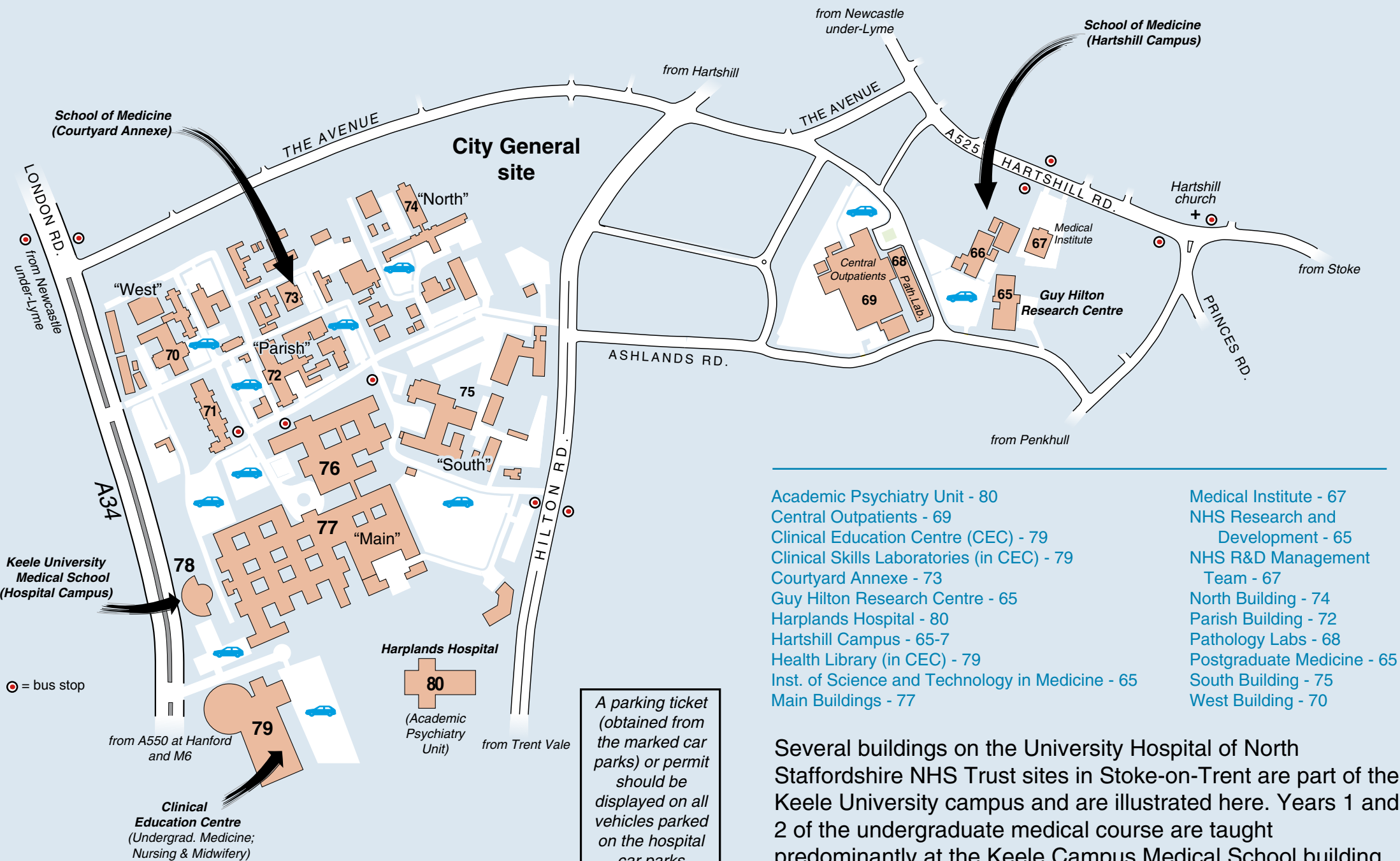
**Arrival by Coach:**

Coaches from all parts of the country call at Hanley or Newcastle-under-Lyme, with bus links (see above) running regularly from both bus stations.

**Arrival by Air:**

Air arrival is usually via Manchester Airport. Then taxi (50 minutes travel-time) to the required hospital campus, or rail link to Stoke-on-Trent and then bus link to the hospital campus. If via London or Birmingham International airports take the rail link to Stoke from Euston station.

# The Keele University Medical School - Hospital campus



- Academic Psychiatry Unit - 80
- Central Outpatients - 69
- Clinical Education Centre (CEC) - 79
- Clinical Skills Laboratories (in CEC) - 79
- Courtyard Annexe - 73
- Guy Hilton Research Centre - 65
- Harplands Hospital - 80
- Hartshill Campus - 65-7
- Health Library (in CEC) - 79
- Inst. of Science and Technology in Medicine - 65
- Main Buildings - 77
- Medical Institute - 67
- NHS Research and Development - 65
- NHS R&D Management Team - 67
- North Building - 74
- Parish Building - 72
- Pathology Labs - 68
- Postgraduate Medicine - 65
- South Building - 75
- West Building - 70

A parking ticket (obtained from the marked car parks) or permit should be displayed on all vehicles parked on the hospital car parks

Several buildings on the University Hospital of North Staffordshire NHS Trust sites in Stoke-on-Trent are part of the Keele University campus and are illustrated here. Years 1 and 2 of the undergraduate medical course are taught predominantly at the Keele Campus Medical School building, ref 62 of main campus map.